



District Report Card: 2017


State: Bihar	District: Purnia
Class: 5	Subject: Language
Schools: 61	Students: 1336


Participation/Coverage


Students

<div>GENDER</div> <div></div>	Boys		Girls	
	Number	%	Number	%
	632	47.31	704	52.69

<div>AREA</div> <div></div>	Rural		Urban	
	Number	%	Number	%
	1230	92.07	106	7.93

<div>CATEGORY</div> <div></div>	SC		ST		OBC		GEN	
	Number	%	Number	%	Number	%	Number	%
	151	11.30	78	5.84	1031	77.17	76	5.69

<div>CWSN</div> <div></div>	LD	VI	HI	S&LD	ID	Oth
	1	2	1	1	0	0

<div>Management</div> <div></div>	Government		Government-aided	
	Number	%	Number	%
	1336	100.00	0	0.00

Average Performance of Students in Language (%)

Overall	Gender		Area		Management		Social Group			
	Male	Female	Rural	Urban	Govt.	Aided	SC	ST	OBC	GEN
58.07	58.30	57.87	57.43	65.60	58.07	0.00	56.56	59.74	57.59	65.88

Performance on Learning Outcomes (LOs)

Learning Outcomes	Description	Average Performance(%)
L504	Reads and comprehends independently storybooks, news items/ headlines, advertisements etc.	55.10
L508	Reads text with comprehension, locates details and sequence of events	59.56

Range of Performance of Students who Answered Correctly							
Below 30%		30% - 50%		50% - 75%		Above 75%	
Number	%	Number	%	Number	%	Number	%
187	14.00	288	21.56	524	39.22	337	25.22

Lowest Performing Learning Outcomes (LOs)

- 1 - Reads and comprehends independently storybooks, news items/ headlines, advertisements etc. (55.10)
- 2 - Reads text with comprehension, locates details and sequence of events (59.56)